

SCHOOL ASBESTOS MANAGEMENT PLAN

SOMERVILLE RISE PRIMARY SCHOOL

Department of Education



School Asbestos Management Plan details:

Asbestos register details:	
Current Division 5 asbestos audit report prepared on	October 2020
Current Division 5 asbestos audit report expires on	October 2025
Current school asbestos register last updated on	03/03/2026
Last quarterly inspection against school asbestos register conducted on	03/03/2026

Soil management details (where applicable):	
Is there a current soil management plan?	N/A
Soil management plan last updated on	N/A
Last soil walkover conducted on	N/A

Asbestos management training details:		
Staff member	Asbestos management training details:	Asbestos Management eLearning Module completion date
Principal Matthew Jackson	21/02/2026	02/03/2026
Asbestos coordinator Elizabeth Bodley	26/02/2024	03/04/2025

Version control	
Version Number	1
Date	03/03/2026

SCHOOL ASBESTOS MANAGEMENT PLAN

Table of Contents

SCHOOL ASBESTOS MANAGEMENT PLAN	3
EXECUTIVE SUMMARY	4
Introduction	7
How to Use this Document.....	7
Asbestos Containing Materials.....	7
Risk Rating of Asbestos	8
ACMs in Government Schools	9
Health Facts.....	10
Occupational Health and Safety Framework	11
Occupational Health and Safety Management System (OHSMS) Audit	12
IDENTIFICATION PROCESS	13
1. Identification	14
2. Labels	15
3. Asbestos Register	16
4. Inductions and Division 6 Audits.....	19
CHECKLIST—IDENTIFICATION OF ACMs.....	20
MANAGEMENT PROCESS	21
5. Asbestos Coordinator.....	22
6. Training.....	23
7. Make Safe Hotline for Schools (24/7)	25
8. Asbestos in Soil.....	27
CHECKLIST—MANAGEMENT OF ACMs	30
REMOVAL PROCESS*.....	31
9. Construction ZONES	32
10. Legal and Departmental Requirements.....	32
CHECKLIST—REMOVAL OF ACMs	36
FAQs	37
GLOSSARY	39
APPENDIX A - LIST OF OCCUPATIONAL HYGIENISTS AND CLASS A ASBESTOS REMOVALISTS	42
APPENDIX B - SCHOOL NEWSLETTER TEMPLATE.....	43
APPENDIX C - FURTHER ASSISTANCE.....	44
RELATED DOCUMENTATION	44

EXECUTIVE SUMMARY

The *Occupational Health and Safety (OHS) Regulations 2017* require schools, as workplace managers, to manage the risks associated with Asbestos-Containing Materials (ACMs).

This School Asbestos Management Plan (SAMP) outlines both the legal and Departmental policy requirements that schools must follow in order to fulfil their obligations for asbestos management. Schools are responsible for developing, implementing and updating the SAMP for each school campus.

To assist in implementing the SAMP, the Department of Education (the Department) has developed a checklist of ten requirements that schools must follow. These ten requirements are divided into three categories:

- Identification of ACMs
- Management of ACMs
- Removal of ACMs.

The checklist on the following page outlines the ten requirements along with more detailed steps to follow for each requirement.

Departmental policy requirements

The Department's policy requirements regarding asbestos removal go beyond the OHS Regulations 2017 due to the presence of children and young people on school sites. These policies are:

- Asbestos-removal works must only be carried out by Class A removalists
- Asbestos-removal works must only be carried out during out-of-school hours (with no one on site)
- Air monitoring results are required for clearance and reoccupation of the school.

The Department is committed to working with schools to facilitate the safe and effective management of asbestos.

By following the steps outlined in this SAMP, schools can be assured that they are managing ACMs safely and appropriately.

ASBESTOS MANAGEMENT CHECKLIST FOR SCHOOLS

REQUIREMENT 1: DIVISION 5 ASBESTOS AUDIT REPORT

- * The school has a Division 5 asbestos audit report for each campus
- * The Division 5 audit report is less than five years old
- * The school assumes ACMs are present in inaccessible areas

REQUIREMENT 2: ASBESTOS LABELS ON SCHOOL BUILDINGS

- * The school has labelled its facilities with:
 - signage at the front gate instructing all visitors to report to the general office
 - signage at the general office notifying that all persons undertaking work are required to undergo an induction, which includes reviewing the current Division 5 audit report and school asbestos register
 - labels fixed at the entrances of all buildings indicating the presence of known—or suspected—ACMs
- * The school has obtained the Department's written approval prior to removing any asbestos labels

REQUIREMENT 3: ASBESTOS REGISTER AND QUARTERLY INSPECTIONS

- * The school has an up-to-date asbestos register in addition to the Division 5 audit report
- * The school conducts quarterly inspections to update its asbestos register

REQUIREMENT 4: INDUCTIONS AND DIVISION 6 AUDITS

- * The school informs third parties regarding the presence and risk of ACMs through OHS inductions and Division 6 audits

REQUIREMENT 5: ASBESTOS COORDINATOR

- * The school has an appointed asbestos coordinator
- * The asbestos coordinator position is not vacant

REQUIREMENT 6: TRAINING

- * The principal and asbestos coordinator have:
 - completed the online Asbestos Management eLearning Module; and
 - attended one of the face-to-face Bricks and Mortar training sessions

REQUIREMENT 7: ASBESTOS MAKE SAFE HOTLINE FOR SCHOOLS (24/7)

- * The school isolates the area of an asbestos-related incident
- * **The school reports any asbestos-related incidents to the Department's 24-hour Asbestos Make Safe hotline on 1300 133 468**

REQUIREMENT 8: ASBESTOS IN SOIL

- * The school manages ACMs in soils

*	The school reports ACMs in soils to the Department's 24-hour asbestos make safe hotline to seek support for short-term management
*	Where required, the school implements a Soil Management Plan for the long-term management of ACMs
*	The school does not accept contaminated landfill
*	The school reports asbestos-related incidents on EduSafe Plus
REQUIREMENT 9: CONSTRUCTION ZONES	
*	Project managers identify and remove ACMs before demolition or refurbishment works
*	The cost of identifying and removing ACMs is fully covered by the capital project budget
REQUIREMENT 10: LEGAL AND DEPARTMENTAL REQUIREMENTS	
*	The school notifies the Department of any proposed asbestos removal (at asbestos.reform@education.vic.gov.au)
*	Removal works are only carried out by Class A removalists
*	Removal works are only conducted during out-of-school hours with no one on site
*	Air monitoring results are required for clearance and reoccupation of the school
*	The school updates the School Asbestos Management Plan following asbestos-removal works
*	The school keeps all removal documentation and provides a copy (for school-led works) to the Department (asbestos.reform@education.vic.gov.au)

SCHOOL ASBESTOS MANAGEMENT PLAN

Introduction

The *Occupational Health and Safety (OHS) Regulations 2017* require employers and workplace managers to manage the risks associated with asbestos on their sites through identification, management and removal of ACMs. This School Asbestos Management Plan (SAMP) outlines a school's responsibilities regarding the identification, management and removal of ACMs.

In addition to the OHS Regulations 2017, the Department has additional asbestos management policy requirements for schools to ensure the safety of student, staff and school communities. These additional requirements are included in this SAMP.

All schools are required to have a SAMP for each campus and must review their compliance with this SAMP every three (3) months and then update the details in the tables on pages 5-6 of this document as well as attach the school's asbestos risk register and labels register.

Principals and the appointed school asbestos coordinator are responsible for updating this SAMP. Principals and asbestos coordinators are ultimately accountable for implementing and complying with this SAMP requirements. The Department regularly audit schools to ensure compliance with this SAMP requirements.

Principals and asbestos coordinators should refer regularly to the checklist at pages 5-6 to ensure they have completed all required actions and are compliant with legislative and policy requirements. Error! Reference source not found..

24 HOUR ASBESTOS HOT LINE

Call the Department's 24-hour Asbestos Make Safe hotline on 1300 133 468 to report any occurrences where disturbed, damaged, degraded or suspected ACMs have been identified in an educational facility.

How to Use this Document

This SAMP details the specific actions that the school must take in fulfilling responsibilities for each of its campuses as set out in the OHS Regulations 2017 and Department policies. By undertaking those actions, the school will ensure it is providing a safe learning and teaching environment.

The school's responsibilities regarding ACMs are divided into three broad categories:

- identification of ACMs
- management of ACMs
- removal of ACMs

This SAMP forms part of the [Occupational Health and Safety Management System \(OHSMS\)](#) to identify and control the risks associated with risks in schools.



Asbestos Containing Materials

Asbestos is a naturally occurring mineral found in rock. Three types of asbestos were mined in Australia, including white, blue and brown.

Asbestos fibres were mixed with other materials, including cement, to produce a variety of building products. At least 90 per cent of ACMs produced in, or imported into, Australia were used for the manufacture of building products.

It is strong and has heat resistant and insulating properties but can be broken down into loose fibres. When bonded asbestos deteriorates it becomes friable asbestos (see Table 1).

Table 1. Friable versus Bonded asbestos.

Friable versus Bonded Asbestos		
Friable Asbestos	<p>Friable asbestos can be crumbled, pulverised or reduced to powder by hand pressure. If friable asbestos releases fibres into the air they represent a higher risk to human health than bonded asbestos.</p> <p>Friable asbestos products were commonly used for fireproofing, soundproofing and insulation, for example, boiler insulation, fire retardant material on steel work, and pipe lagging</p>	
Bonded Asbestos	<p>Bonded asbestos (non-friable) are ACM products in good condition and do not normally release asbestos fibres into the air.</p> <p>They are considered very low risk for people who are in contact with them—as long as appropriate safety precautions are taken when they are disturbed.</p> <p>Common names for bonded asbestos products are ‘fibro’, ‘asbestos cement’ and ‘AC sheeting’. Examples are bitumen-based water proofing and vinyl floor tiles.</p>	

Risk Rating of Asbestos

ACMs in Victorian public schools are risk rated using information on friability and condition with **A1** being the **highest risk** and **A5** being the **lowest risk**.¹ For further information on the risk rating please refer to see Table 2.

¹ Ratings based on the United Kingdom’s Method for the Determination of Hazardous Substances. See ‘Methods for the Determination of Hazardous Substances (MDHS) guidance’, Health and Safety Executive, accessed on 09 November 2018, <http://www.hse.gov.uk/asbestos/risk-assessments.htm>

Table 2. Risk rating of ACMs.

Risk	Description
High (A1-A2)	<ul style="list-style-type: none"> • Friable or poorly bonded (located in accessible or reasonably accessible areas) • Severely damaged material, water damaged or unstable (further damage or deterioration is likely due to disturbance through contact) • Asbestos debris or stored asbestos material in reasonably accessible areas • A1–A2-rated ACMs should be scheduled for immediate removal
Medium (A3)	<ul style="list-style-type: none"> • Friable material or poorly bonded • Possibility of fibre release through non-aggressive disturbance, contact or deterioration through weathering • Bonded products located in accessible areas • Enclose, encapsulate or seal—manage and re-inspect periodically • A3-rated ACMs should be scheduled for removal in the medium term (refer to FAQs for more information).
Low (A4-A5)	<ul style="list-style-type: none"> • Further disturbance or damage unlikely (other than during maintenance or service) • Stored material in rarely accessed areas (for instance, asbestos friction materials, gaskets and brake linings) • Firmly bonded to substrate and readably visible for inspection • Inaccessible or fully contained • A4-rated ACMs should be managed and re-inspected periodically • A4-rated ACMs are recommended to be scheduled for removal during maintenance or refurbishment works • A5-rated ACMs should be managed and reinspected periodically

ACMs in Government Schools

There are numerous materials and locations where ACMs can be present in educational facilities across Victoria. The Department has categorised the most common types of ACMs (see Table 3).

Table 3. Types of ACMs in schools.

Types of ACMs	
Adhesive to vinyl floor / tiles	Kiln / Bain Marie
Bituminous lining to sink / drain	Mastic to Windows / Expansion Joints / Block Work / Pebble Mix
Cement Sheet Ceiling / Panels / Eaves / Porch / Walls	Other—Water Tank / Vermiculite Sprayed Beams
Cement sheet debris	Pipe / Flange / Gasket
Cement sheet other	Roof Membrane
Millboard Lining to Vinyl Top Desk	Science Equipment / Hotplate
Filling Cabinet / Fire Rated Safe	Sink Splashback
Fire Door	Switchboard / Electrical Backing Board

Heater Flue	Telco Pit
Incinerator	Internal insulation to incubator

Health Facts

ACMs pose a risk to health if fibres are suspended in air and breathed into the lungs. The breathing of asbestos fibres into the lungs can cause a range of diseases which usually take many years, potentially decades to develop.²

When ACMs are in good condition and left undisturbed it is unlikely that asbestos fibres will be released into the air. Therefore, leaving the risk to health as extremely low.³ Table 4 illustrates the asbestos related diseases in order of severity.

Important to note is that there are already low levels of asbestos present in the air we breathe, with approximately 10 - 200 fibres every 1,000 litres (or cubic metre) of air. The likelihood of a person developing an asbestos-related disease depends on a range of exposure factors, including:

- **Level** of exposure (that is, the number of fibres in the air)
- **Duration** of exposure (that is, the length of time exposed to fibres in the air)
- **Length** of time since first exposure
- **Fibre** type
- **Concurrent exposure** to tobacco smoke and other carcinogens.

Table 4. Asbestos-related diseases.

Order of severity	Asbestos related disease	Description
1	Mesothelioma	<ul style="list-style-type: none"> • A rare form of cancer of the tissue that lines the body cavities, particularly the chest and abdominal cavities • The only known cause of mesothelioma is exposure to asbestos • In Australia, about 90 per cent of all mesothelioma patients have a confirmed history of significant asbestos exposure
2	Lung cancer	<ul style="list-style-type: none"> • Cancerous tumours that mainly occur in the lining of the tubes leading into the lungs, the smaller airways or the middle of the lungs • Risk of developing lung cancer is increased in people who smoke or have a pre-existing lung disease
3	Asbestosis	<ul style="list-style-type: none"> • A chronic condition caused by inflammation or scarring in the lungs

² 'Health facts', Asbestos, Environment Protection Authority, Department of Health and WorkSafe Victoria, accessed on 09 November 2018, <http://www.asbestos.vic.gov.au/about-asbestos/health-facts>

³ 'Managing asbestos', Asbestos, Environment Protection Authority, Department of Health and WorkSafe Victoria, accessed on 19 November 2018, <http://www.asbestos.vic.gov.au/about-asbestos/managing-asbestos>

		<ul style="list-style-type: none"> • Causes shortness of breath, coughing and permanent lung damage • Caused by heavy, prolonged exposure to asbestos
4	Pleural plaques	<ul style="list-style-type: none"> • Areas of white, smooth, raised scar tissue on the outer lining of the lung, internal chest wall and diaphragm • Often the earliest sign of exposure to asbestos • Not everyone who has been exposed to asbestos develops plaques, possibly because of differences in their immune response to asbestos fibres • People with pleural plaques as their only asbestos-related symptom usually have very little impairment of lung function

Occupational Health and Safety Framework

The *Occupational Health and Safety Act 2004* creates a legislative framework to ensure the health, safety and welfare of employees and other persons at work. The OHS Regulations 2017 determine the necessary precautions for the safe management and removal of ACMs.

WorkSafe Victoria's Compliance Codes provide practical guidance for employers and workplace managers to fulfil their obligations.

The framework includes the:

- [Occupational Health and Safety Act 2004](#)
- [Occupational Health and Safety Regulations 2017](#)
- WorkSafe Victoria's Compliance Code: [Managing Asbestos in Workplaces](#)
- WorkSafe Victoria's Compliance Code: [Removing Asbestos in Workplaces](#)

There are two main areas in the OHS Regulations 2017 which school must follow because they establish the main obligations, and these include:

- **Division 5** 'Asbestos in the workplace'; and
- **Division 6** 'Demolition and refurbishment where asbestos is present' (see Table 5).

Table 5. Obligations on the management of ACMs.

Responsibility	What is required	Reference
Identification	<ul style="list-style-type: none"> • Identify all asbestos in the workplace as far as reasonably practicable (that is, through a visual audit) to develop an asbestos register 	Division 5
	<ul style="list-style-type: none"> • Indicate the presence of asbestos by labelling 	Division 5
	<ul style="list-style-type: none"> • Update the asbestos register by noting and recording the change of condition to asbestos in the workplace 	Division 5
	<ul style="list-style-type: none"> • Prior to demolition or refurbishment works, identify asbestos that may be disturbed (that is, through an intrusive audit) 	Division 6

Management	<ul style="list-style-type: none"> If asbestos removal is not reasonably practicable, enclosing and sealing of the asbestos should be done to eliminate asbestos risk 	Division 5
	<ul style="list-style-type: none"> Review and revise any measures implemented to control asbestos risks before changes to the workplace, after an incident or if the measures are inadequate 	Division 5
Removal	<ul style="list-style-type: none"> Eliminate asbestos risks as far as reasonably practicable by removing the asbestos (that is, through planned removal) 	Division 5
	<ul style="list-style-type: none"> During demolition and refurbishment works, remove asbestos if reasonably practicable 	Division 6
	<ul style="list-style-type: none"> Ensure asbestos removal is performed by a licensed asbestos removalist 	Division 6

Occupational Health and Safety Management System (OHSMS) Audit

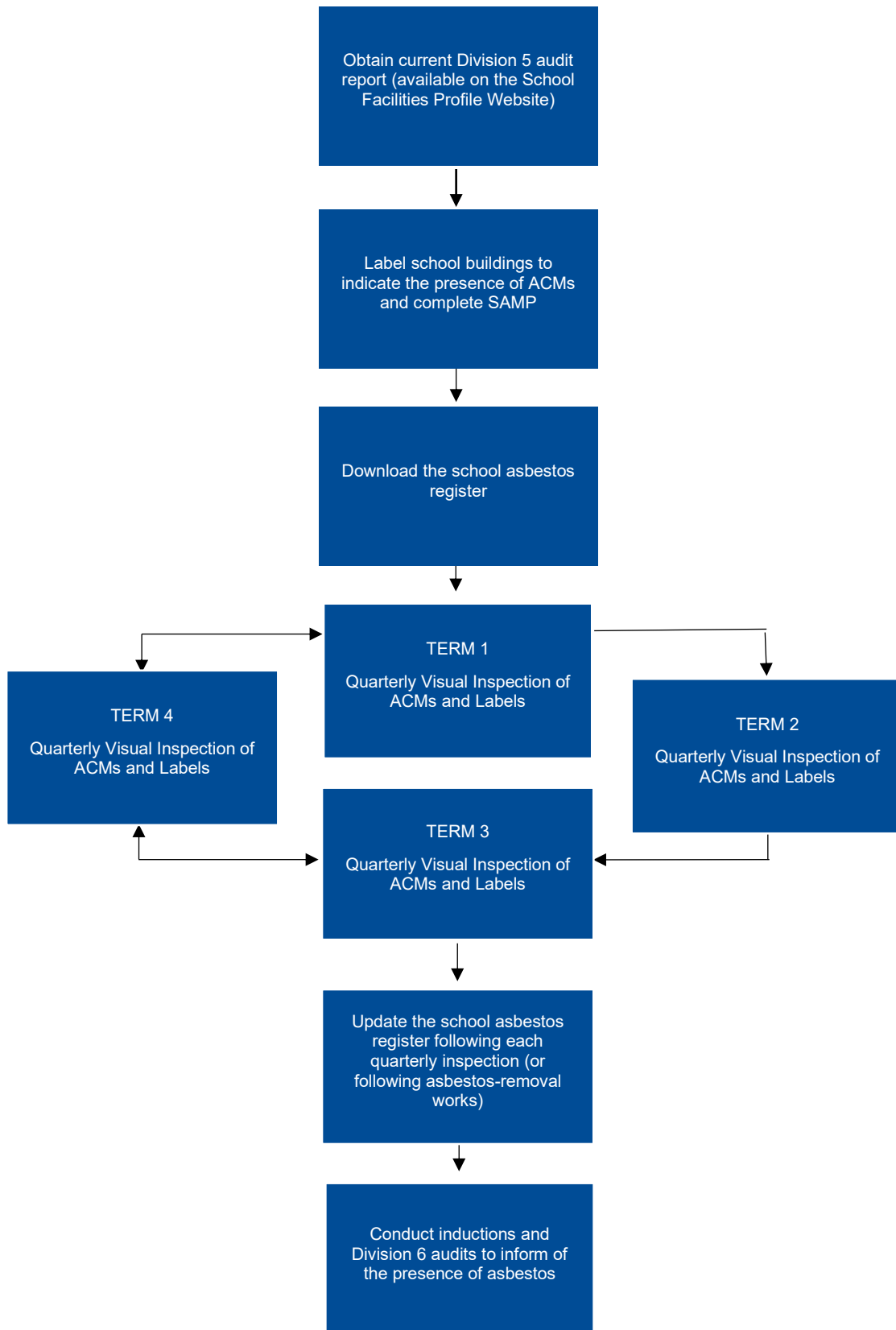
The Department and Principals, as an employer and workplace manager, jointly owe a duty of care to students, parents, contractors, employees and visitors to reduce the likelihood of being exposed to health or safety risks.

Therefore, the management of ACMs is a shared responsibility between the Department and government schools. The Department provides guidance and procedural advice regarding the identification, management and removal of ACMs through this SAMP of which principals must implement.

To ensure compliance, the Department undertakes an annual Occupational Health and Safety Management System (OHSMS) Audit. All government schools will receive an OHSMS audit report against the requirements established in this SAMP.

Failure to comply with a duty or obligation under the OHS Regulations 2017 is an offence to which a penalty applies. WorkSafe Victoria, as Victoria's health and safety regulator, also organises inspections to monitor and enforce OHS laws in workplaces. When a WorkSafe inspector detects a contravention of OHS laws, the inspector will take action to ensure the contravention is remedied by the duty holder (that is, the school and/or the Department).

IDENTIFICATION PROCESS



1. Identification

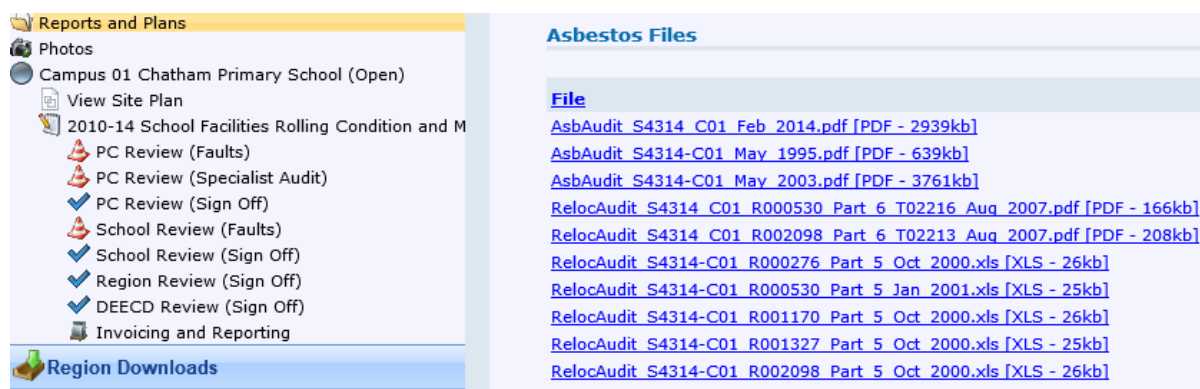
1.1. Division 5 Asbestos Audit Report

All schools must have a Division 5 Asbestos Audit Report per campus, including the learning centres and camp sites. Division 5 audits are arranged by the Victorian School Building Authority (VSBA) and are visual inspections of a school site conducted by a qualified Occupational Hygienist. The Division 5 audit identifies and classifies ACMs on the school site and presents these results in the Division 5 report. The report details the location of ACMs in the buildings and grounds, as well as information about their condition and priority classification (A1 - A5). The report also provides recommendations on how to manage each identified ACM. Schools must follow all the recommendations provided in the report.

To find your Division 5 Asbestos Audit Report access the [School Facilities Profile Website](#). Email PRMS21@education.vic.gov.au to gain access to website and ensure you ask for access to your schools 'Asbestos Files'.

Print the Division 5 report for your school campus and attached it to this SAMP and make sure this copy can be made available at front reception.

Figure 1. School Facilities Profile Website (Asbestos Files view).



1.2. New Division 5 Asbestos Report

A new Division 5 audit must be conducted every **five (5)** years to develop an updated report. If your Division 5 report is older than 5 years or you do not have a report contact the asbestos.reform@education.vic.gov.au.

Audits may be conducted during school hours, provided they do not disrupt school activities. The school must ensure access is granted to the whole site (that is, no locked storerooms), so that all accessible ACMs can be inspected, and the resulting report is inclusive of all spaces.

1.3. Asbestos is Located in Inaccessible Areas

All schools must presume asbestos is present in inaccessible areas. ACMs may still be present in inaccessible areas, including behind walls, subfloors, ceiling voids, machinery, live electrics and heights above three metres that are not inspected as part of the Division 5.

INACCESSIBLE AREAS

The school's Division 5 audit report will most likely include statements assuming the presence of asbestos, such as:

'Where **No Access or Limited Access** areas have been identified, it should be **presumed** that ACMs are present in these areas until further investigation can confirm or refute the presence'

'No inspection can guarantee to locate all asbestos in a specific location. The assessment cannot be regarded as absolute, without extensive invasion of structures. Future demolition and or renovation to site structures may expose situations, which were concealed or otherwise impractical to access during this assessment.'

2. Labels

2.1. Label School Buildings

All schools must label their buildings if the Division 5 audit report states or assumes there is asbestos present. In line with the OHS Regulations 2017, if ACMs have been identified in the school, their presence and location must be indicated by labelling. The location of any labels needs to be consistent with the results of the school's Division 5 audit report and asbestos register.

Based on the current Division 5 audit report, the following asbestos labels need to be displayed at the school:

- signage at the **front gate** instructing all visitors to report to the general office
- signage at the **general office** notifying that all persons undertaking work are required to undergo an **induction**, which includes **reviewing the current Division 5 audit report** and **school asbestos register**
- labels fixed at the entrances of all **buildings** indicating the presence of known or suspected ACMs

Signage

Front Office Signage

Signage at the **general office** notifying that all persons undertaking work are required to undergo an **induction**, which includes **reviewing the current Division 5 audit report** and **school asbestos register**




<p>Building Signage</p>	<p>Labels fixed at the entrances of all buildings indicating the presence of known or suspected ACMs</p>	 <p>The image shows a blue rectangular warning label. At the top, the word 'ATTENTION' is written in bold black letters on a yellow background. Below this, the text reads: 'THIS BUILDING CONTAINS ASBESTOS'. Underneath, in smaller font, it says: 'FOR YOUR OWN SAFETY AND IN LINE WITH THE SCHOOL ASBESTOS MANAGEMENT PLAN: ALL PERSONS <u>MUST</u> CONTACT RECEPTION AND COMPLETE AN INDUCTION BEFORE UNDERTAKING ANY WORKS OR DISTURBING MATERIALS WITHIN THIS BUILDING'. At the bottom right corner, there is a logo for 'VICTORIA' with 'Education and Training' written below it.</p>
--------------------------------	---	--

Figure 2. Asbestos labels.

LABEL INACCESSIBLE AREAS

Labels are applicable to buildings on the Division 5 audit report with identified ACMs, as well as buildings with assumed ACMs. If the school is missing labels in required locations, or needs replacement labels, please contact the Department’s 24-hour Asbestos Make Safe hotline on 1300 133 468.

2.2. Seek Approval to Remove Labels

All schools must obtain approval from the Department prior to removal of asbestos labels. Since asbestos labels reflect the current Division 5 audit report, they must not be removed unless a new report has been issued. To remove the labels, the new report must not identify or assume any ACMs in the entire building.

Schools should be aware that even if identified ACMs have been removed and cleared in the current Division 5 audit report, the report may still assume the presence of ACMs in inaccessible areas. For this reason, labels must still be applied to buildings with assumed ACMs. Prior to removing any asbestos labels, schools must contact the Department to obtain written approval (asbestos.reform@education.vic.gov.au).

2.3. Replace Damaged Labels

If labels become torn, damaged or need to be replaced, contact the Department’s 24-hour Asbestos Make Safe hotline on 1300 133 468 to organise replacement labels.

3. Asbestos Register

3.1. Up-to-date Asbestos Register

All schools must maintain a live asbestos register for each campus. The school asbestos register is originally prepared by the Department. Contact the Department at asbestos.reform@education.vic.gov.au to obtain a copy of the current register. The Division 5 audit report will contain an Asbestos Materials Register in its appendix section. The Asbestos Materials Register is a table, which includes each identified or presumed ACM

item. It includes information about their location, approximate quantity, material type, risk rating and comments about their condition. The Asbestos Materials Register also informs where asbestos labels should be located and how the school should manage asbestos risks.

Asbestos Register																							
Site / Location Name: Albert Park College				Site Contact: Steven COOK				Date of Last Survey: 1/03/2016															
Campus Name: Albert Park College				Last Survey Conducted by: Coffey				Review Date: 1/03/2021															
Address: 83 Danks Street Albert Park 3206																							
School UID	Hazard group	Building description	Room or location	Surface and material	Sample number	Approx Quantity	Quantity unit	Asbestos fibre type	Surface treatment	Product type	Condition	Disturbance likelihood	Risk score	Action rating	Comments	Update status	Update doc type	Update reference document					
8889-1	ACM	Main Building (4)	289 Cafe	Internal insulation to food warmer	Visual Observation	1 unit	1	1	1	0	0	0	3	A4	No branding visible. No internal access without significant damage. Asbestos presumed.								
8889-1	NAD	Gymnasium (5)				0							0	NA	No asbestos was detected or suspected within the Gymnasium during the survey.								
8889-1	NAD	Main Building (4)	300 Sick Bay 2	Internal insulation to fire rate filing cabinet	Visual Observation	0 unit							0	NA	AWARE Job# J002492								
8889-1	NAD	Main Building (4)	446 Cham. Prep Room	Gauze mats	FA0423 - 424	0	0	0	0	0	0	0	0	NA	Cushman W/OP# 10149443 See Appendix F.								
8889-1	NAD	Main Building (4)		No fixed asbestos was detected or suspected within the Main Building during the survey.		0							0	NA									
ADD NEW RECORDS BELOW																							
													0	NA									
													0	NA									
													0	NA									

Figure 3: Asbestos Register example

However, as Division 5 audit reports are only updated every five years, information in the Asbestos Materials Register will be outdated as the condition of school buildings and ACMs change before a new report becomes available. Table 6 details the difference between the school’s Division 5 audit report and its asbestos register.

Table 6. Division 5 audit report and asbestos register.

Document	Status	Responsibility	Update
Division 5 audit report	Static	Occupational Hygienist	Every five years
School asbestos register	Live	School	Every quarterly visual inspection or after asbestos-removal works

The school must refer to this asbestos register when conducting quarterly inspections.

The school must ensure that a copy of the asbestos register is readily accessible to any employee, self-employed person, contractor and any person engaged to do work at the school. This includes casual relief teachers, student support service officers and third parties, such as visitors to schools and volunteers.

3.2. Quarterly Inspections

All schools must conduct quarterly visual inspections of all ACMs to monitor their status and condition, as well as to review the condition of all the asbestos labels.

In line with the OHS Regulations 2017 and the [OHSMS](#), the school must:

- revise its asbestos register to keep it current; and
- include any changes regarding the condition and/or removal of ACMs.

To meet the aforementioned requirements the school needs to:

- obtain the current version of school asbestos register template

- record information from quarterly inspections of previously identified ACMs
- if asbestos-removal works have been undertaken since the last inspection, strike-through the entry and add a corresponding comment (for example, 'Kiln' removed on 29/07/2019).

Clearance reports and clearance certificates need to be kept with the register/visual inspection documents as evidence of asbestos-removal works. The school must send a copy of these documents to the Department's asbestos data manager for the school asbestos register to be updated.

After the data has been entered into the spreadsheet, save the spreadsheet with a name that reflects the month and year of the inspection (for example, AsbQuarterly_s9999-c99_Apr_2018).

During a Quarterly Inspection

If the school finds ACM disturbed or damaged during its quarterly inspection, it needs to immediately contact the Department's 24-hour Asbestos Make Safe hotline on 1300 133 468.

Schools which have had all identified asbestos removed will still need to conduct quarterly inspections of labels where these are in place due to the presumption of asbestos being present in inaccessible areas.

4. Inductions and Division 6 Audits

4.1. Inductions

All schools must inform third parties regarding the presence and risk of ACMs through inductions. Inductions should include information regarding:

- the current Division 5 audit report
- the current asbestos register
- a Division 6 audit report, which schools must organise and fund prior to commencing refurbishment or demolition works (including soil or excavation works)
- the name and responsibilities of the school asbestos coordinator
- the risk associated with the presence of ACMs
- the outcomes of the last quarterly visual inspection of ACMs.

All contractors and volunteers, including those attending 'working bees', must report to the front reception office on arrival at site to undertake the induction. The induction must be completed by the school principal and/or the asbestos coordinator. The induction should cover all the OHS risks (not only asbestos-related risks). Please refer to the Department's [Contractor OHS Management Policy](#), [Contractor OHS Management Procedure](#), [Volunteer OHS Management Policy](#) and [Volunteer OHS Management Procedure](#).

4.2. Division 6 Audits

All schools must organise for a Division 6 audit to be completed prior to the school undertaking works. For example, prior to any demolition or refurbishment the school must inform third parties regarding the presence or absence of asbestos through a Division 6 audit. A Division 6 (intrusive) audit is restricted to areas potentially impacted by the proposed works and is a requirement wherever asbestos may be disturbed by the proposed works. If any asbestos is found, it must be removed prior to the works commencing.

Division 6 audits are conducted by occupational hygienists and must be funded from within the project budget (i.e. if it is a school-led project, the Division 6 audit must be funded by the school). A list of occupational hygienists is provided at **APPENDIX A**.

CHECKLIST—IDENTIFICATION OF ACMs

Once the school has followed all the guidance documented in the previous pages. The requirements 1 to 4 are achieved.

REQUIREMENT 1: DIVISION 5 ASBESTOS AUDIT REPORT

- * The school has a Division 5 asbestos audit report for each campus
- * The Division 5 audit report is less than five years old
- * The school assumes ACMs are present in inaccessible areas

REQUIREMENT 2: ASBESTOS LABELS ON SCHOOL BUILDINGS

- * The school has labelled its facilities with:
 - signage at the front gate instructing all visitors to report to the general office
 - signage at the general office notifying that all persons undertaking work are required to undergo an induction, which includes reviewing the current Division 5 audit report and school asbestos register
 - labels fixed at the entrances of all buildings indicating the presence of known—or suspected—ACMs
- * The school has obtained the Department’s written approval prior to removing any asbestos labels

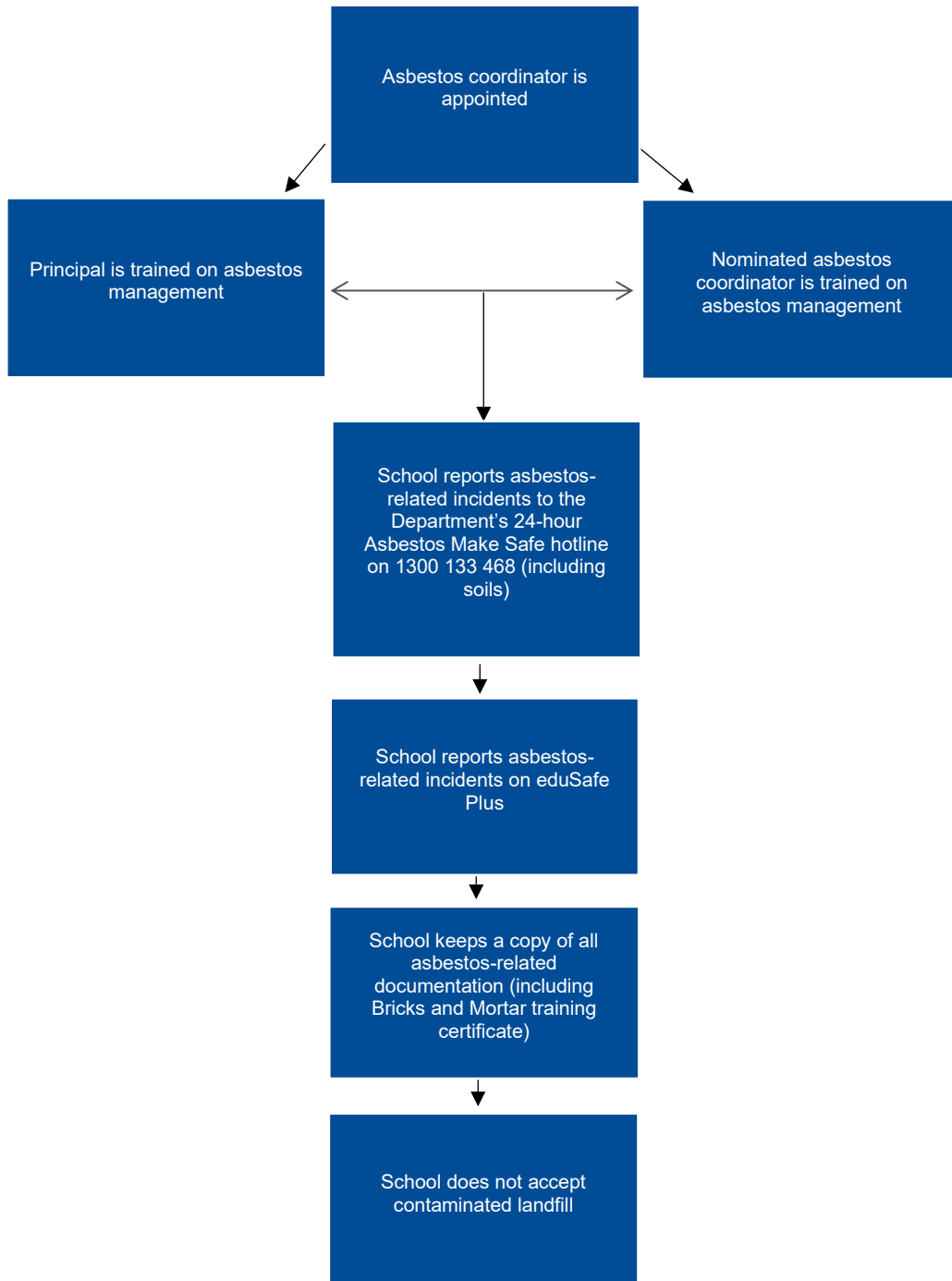
REQUIREMENT 3: ASBESTOS REGISTER AND QUARTERLY INSPECTIONS

- * The school has an up-to-date asbestos register in addition to the Division 5 audit report
- * The school conducts quarterly inspections to update its asbestos register

REQUIREMENT 4: INDUCTIONS AND DIVISION 6 AUDITS

- * The school informs third parties regarding the presence and risk of ACMs through OHS inductions and Division 6 audits

MANAGEMENT PROCESS



5. Asbestos Coordinator

5.1. School Asbestos Coordinator

The principal is responsible for ensuring the school fulfils its obligations to identify, manage, and remove ACMs under the OHS Regulations 2017. To assist with this role the principal can choose to appoint an asbestos coordinator. The asbestos coordinator becomes the main point of contact for asbestos-related matters at the school, under the direction and control of the principal. Asbestos coordinators are responsible for:

- developing and updating the school's Asbestos Management Plan in conjunction with the principal
- implementing all requirements within this SAMP to identify, manage and remove ACMs
- liaising with Departmental stakeholders and WorkSafe Victoria (if required) to demonstrate compliance to regulatory and policy requirements.

Before undertaking the role of asbestos coordinator, the nominated person is required to:

- complete asbestos training (see Training)
- be aware of the contents of this SAMP.

The asbestos coordinator's contact details need to be listed on this SAMP. The appointment needs to be communicated to all staff members (for instance, through staff contact lists, organisational charts, regular staff meetings and school newsletters). If there is no asbestos coordinator appointed, then the school principal must assume this role.

The role of asbestos coordinator at a school can be delegated by the principal to a person who also has the role of Health and Safety Representative (HSR).

However, it should be noted that these are two distinct roles:

- the asbestos coordinator has the responsibilities as outlined above
- the role of a health and safety representative is outlined in the Health and Safety Representative Guide.

There is no expectation that a health and safety representative should also have to take on the role of the asbestos coordinator.

5.2. Mandatory Position

The asbestos coordinator position must never be vacant, on leave or terminated.

The principal is responsible for ensuring there is always an appointed asbestos coordinator at the school. In the event that the appointed asbestos coordinator is unavailable (due to leave of absence or staff turnover), a temporary or new asbestos coordinator must be appointed. The incoming asbestos coordinator must complete the asbestos training and be aware of the contents of this SAMP.

The contact details of the incoming asbestos coordinator need to be listed on this SAMP. The appointment, even if it is an interim arrangement, must be clearly communicated to school staff. Given the time and training required to effectively perform this role, the school

should plan replacement arrangements if the asbestos coordinator is going on leave or is departing the school. If a principal has not appointed an asbestos coordinator, the principal is deemed the asbestos coordinator.

6. Training

6.1. Asbestos Awareness Courses

All principals and or asbestos coordinators must complete the asbestos training and repeat it every five years. As part of the asbestos training, the school principal, newly appointed principals and asbestos coordinator are required to:

- complete the online Asbestos Management eLearning Module (every two years); and
- attend one of the face-to-face Asbestos Management Information and Training Sessions, which are provided as part of the Department's annual Bricks and Mortar Training (every five years).

Completed asbestos training needs to be recorded on this SAMP. Even if the principal and asbestos coordinators have not changed roles over time, they must complete the eLearning Module and an Asbestos Management Information and Training Session as listed above (or sooner if required).

6.2. eLearning

The Department's Learning Management System ([LearnED](#)) hosts the online Asbestos Management eLearning Module, which is available on [EduPay](#) and can be accessed on 'Find Learning' (see Figure 3). To access the module, search for it using the keyword 'asbestos', click on 'Launch', and click on 'My Learning' to start it.

Figure 3. LearnED and access to certificate of completion.

The screenshot shows the EduPay interface. At the top, there is a navigation bar with 'Self Service' and 'LearnED'. Below this, there are four main sections: 'My Learning' (View and maintain learning records and objectives, and browse and search the learning catalog), 'Find Learning' (Search the learning item's title description or other selection criteria), 'Supplemental Learning' (Request credit for learning completed outside the learning catalog), and 'Learning Plans' (Display the learner's Learning Plans).

The 'My Learning' section is expanded, showing a table of completed learning items. The table has columns for Title, Type, Status, Date, Launch, Action, Print, and My Ratings. The 'Asbestos Management' course is highlighted with a red circle. The 'View Completed Learning' dropdown menu is also circled in red.

Title	Type	Status	Date	Launch	Action	Print	My Ratings
Ergonomics	Online Learning	Completed	24/01/2019		Review		★★★★★
Hazard and Incident Reporting	Online Learning	Completed	24/01/2019		Review		★★★★★
OHS Program - VPS Staff	Certification	Completed	24/01/2019		Review		★★★★★
Asbestos Management	Online Learning	Completed	23/01/2019		Review		★★★★★

Figure 4. Asbestos Management eLearning Module Certificate of Completion.



The Asbestos Management eLearning Module complements the information provided as part of the face-to-face Asbestos Management Information and Training Sessions. Upon completion, the module includes a short quiz.

Principals and asbestos coordinators will receive a certificate upon successful completion of the module. To access the certificate, go to My Learning, choose completed learning (Press Go) and press the print ICON.

6.3. Face-to-face Asbestos Management Information

The face-to-face Asbestos Management Information and Training Sessions are provided as part of the Department's Bricks and Mortar Training Program. The Bricks and Mortar Training is a one-day workshop that is facilitated by experienced school leaders.

The Department organises Bricks and Mortar training sessions on a regular basis. To register, please visit the [Bricks and Mortar](#) website. Principals and asbestos coordinators are required to attach the Bricks and Mortar Attendance Certificate to this SAMP.

7. Make Safe Hotline for Schools (24/7)

7.1. Isolate the Area

All schools must isolate the areas after an asbestos-related incident. Asbestos-related incidents are defined as events or occurrences where disturbed, damaged and degraded or suspected ACMs have been identified at the school.

If an asbestos-related incident has taken place, all persons need to be vacated from the affected area. Access to an area where damaged or suspected ACMs have been identified needs to be restricted by:

- locking a room (where possible); or
- erecting temporary fencing and/or placing tape around the area.

Signage needs to be displayed at entrances of the affected area indicating that unauthorised personnel must not enter. Principals and asbestos coordinators need to ensure that students do not access the affected area.

7.2. Call the 24hr Asbestos Hotline

24 HOUR ASBESTOS HOT LINE

Call the Department's 24-hour Asbestos Make Safe hotline on 1300 133 468 to report any occurrences where disturbed, damaged, degraded or suspected ACMs have been identified in an educational facility

The Department's program superintendent for the Incident Response Program will respond to the 24-hour asbestos hotline report and provide further advice on treatment and management of ACMs.

The program superintendent will seek additional information regarding the incident to provide advice and/or issue a Make Safe order. Once a Make Safe order is issued, the program superintendent will send an Occupational Hygienist, asbestos removalists and contractors to the school to assess the situation as soon as possible.

The program superintendent will organise any necessary Make Safe works (that is, works required to ensure that the area is safe for reoccupation). Make Safe works may include, but are not limited to, partial asbestos removal, encapsulation of asbestos, patching up affected areas and so on.

As part of the Make Safe works, the Occupational Hygienist will provide a clearance certificate and an air monitoring report to confirm the area is safe for reoccupation. In the meantime, the area needs to remain isolated until the Occupational Hygienist provides these documents.

In some instances, the Occupational Hygienist may recommend maintaining the affected area isolated for the medium or long term. In this instance, further works may be necessary to ensure the area is safe for reoccupation.

It should be noted that Make Safe works do not include reinstatement works. Reinstatement works are defined as any additional consequential or ancillary work necessary in order for the affected area/facility to be used for its intended purpose or to be in a condition at least as acceptable as it was prior to the Make Safe works.

7.3. Report Asbestos Incidents on EduSafe Plus

All schools must report on all incidents involving disturbance or damage to ACMs, or where suspected ACMs has been newly identified, need to be reported on [EduSafe Plus](#).

EduSafe Plus allows all Departmental employees to report incidents, injuries and hazards. Departmental employees can also report incidents on behalf of other employees. When lodged, the reports are sent to the employee's line manager for appropriate action.

Visitors, volunteers and contractors, who are unable to access EduSafe Plus, should fill out the:

- [EduSafe Plus Incident Notification Template](#); or
- [EduSafe Plus Hazard Notification Template](#).

7.4. Occupational Hygienist Recommendations

All schools must follow the Occupational Hygienist's recommendation and keep a copy of the risk assessment report with this SAMP. Following an asbestos-related incident, an Occupational Hygienist will provide a risk assessment report, which is the formal clearance, several days after the Make Safe works. The risk assessment report will include recommendations regarding the management of ACMs.

The program superintendent, Occupational Hygienists, asbestos removalists and the Department will provide advice in relation to the management of damaged—or suspected—ACMs. The school must keep a copy of all the asbestos-related records in its asbestos file (including emails, risk assessment reports, clearance certificates, air-quality monitoring reports and so forth).

8. Asbestos in Soil

8.1. Management of Asbestos in Soil

All schools must manage ACMs in soils to ensure the safety of students, staff and school communities. Division 5 and Division 6 requirements now apply to asbestos-contaminated soils or asbestos contaminated dust. As a result, all the requirements detailed in this SAMP apply to both buildings and grounds within the school sites.

This SAMP outlines the Department's approach to identify and manage asbestos-contaminated soils in government schools. It outlines the appropriate course of action that schools are required to follow if ACMs are identified on school grounds (for instance, contaminated debris in playgrounds). In addition, it provides guidelines to:

- prevent the importation of contaminated landfill into school grounds; and
- minimise the potential risk of unearthing ACMs through excavation works.

School grounds may contain ACMs for numerous reasons. For example, ACMs may be present due to previous activities on a former industrial site or pre-existing site conditions, as a result of importing contaminated landfill or, in some instances, because of illegal dumping. For this reason, schools are required to organise and fund a Division 6 audit prior to undertaking works (including capital projects) that may include activities such as digging or excavation.

If ACMs have previously been identified on a school site, schools are required to include visual inspections of soils as part of their quarterly inspections to update the asbestos register. A visual inspection involves walking around school grounds and looking for potential asbestos-containing debris on the surface. If a school is planning to undertake excavation works in an area of its grounds, the school must contact the Department to obtain further advice before proceeding with any proposed works (asbestos.reform@education.vic.gov.au).

8.2. Call the 24-Hour Asbestos Make Safe Hotline

All schools must follow the same process when requesting a soil make safe and do the following:

- isolate the area
- vacate all people
- display signage indicating that unauthorised personnel must not enter the contaminated area
- report incident to the Department's 24-hour Asbestos Make Safe hotline on 1300 133 468
- maintain the area isolated (until a clearance certificate is provided by an Occupational Hygienist)
- report the incident on EduSafe Plus

- keep a copy of all the relevant documentation, including risk assessment reports and records regarding the incident.

The Occupational Hygienist's risk assessment report will include findings and recommendations for the short-term management of ACMs in soils. As part of the Make Safe response, the Occupational Hygienist will conduct a site investigation and an assessment of the level of risk at the school. The broad aims of the investigation are to determine the extent of contamination and whether it is localised or dispersed.

The Occupational Hygienist may recommend isolating the area in the short term. If additional ACMs are identified on the school grounds, the school needs to contact the Department's 24-hour Asbestos Make Safe hotline on 1300 133 468 again. As a rule, ACMs in soils are managed in the short term through Make Safe works.

For asbestos-related incidents that involve ACMs discovered on school grounds (for example, contaminated debris), the risk assessment report may include a recommendation to undertake fortnightly, monthly or quarterly full-site walkovers. The walkovers determine whether additional ACMs have been unearthed due to weathering or other disturbances, such as foot traffic or wildlife activity. Walkovers provide enough data to develop a Soil Management Plan. The Department will support the school with the short-management of asbestos-contaminated soils.

8.3. Soil Management Plans

All schools must implement a soil management plan if the long term management of asbestos in soil is required. These are developed by Occupational Hygienists based on the needs of the particular campus. If an Occupational Hygienist has developed a Soil Management Plan for the school the school must:

- include its Soil Management Plan in this SAMP; and
- implement its Soil Management Plan for the long-term management of ACMs in soils.

The Department's default approach for the long-term management of asbestos-contaminated soils is management in-situ (that is, the material is encapsulated in the soil and monitored over time). This methodology, which is designed to reduce the risk of exposure, may include encapsulation through geo-fabric, concrete or paving.

When ACMs in soils are managed in-situ, the school is required to organise quarterly walkovers, which need to be undertaken by an Occupational Hygienist. The quarterly walkovers should align with the quarterly inspections of school buildings; however, unlike building inspections, soil walkovers must be undertaken by an Occupational Hygienist due to the changing condition of soils.

If the Department determines that the soil contamination is extensive, ongoing, or that in-situ management is impracticable, the Department may in some extremely limited cases approve soil remediation works. Soil remediation works involve removing the top layer of the contaminated soil and arranging for safe disposal of the material by a Class A asbestos removalist. During soil remediation works, the area is capped with a new layer of clean soil to create a barrier between the surface and any contaminated soil at a lower depth. If the Department approves soil remediation works, the area is returned to its previous condition. Schools can improve the condition of the area using their own source of funding.

8.4. Do Not Accept Contaminated soil

Schools must not accept contaminated soil, mulch, or fill onto the school site.

Acquiring less than 10 cubic metres

If a school is importing less than 10 cubic metres of soil for landscaping or gardening, the school should acquire clean soil, mulch, or fill from a nursery or specialised fill provider. Schools must request a product safety data sheet from the supplier and store it in AIMS.

Acquiring more than 10 cubic metres

A school is required to contact the VSBA's Site Investigation Unit for advice and guidance (vsba.property@education.vic.gov.au) when seeking to obtain more than 10 cubic metres from a third party provide, prior to the delivery of any soil, mulch or fill.

Depending on the advice from the VSBA, the school or company providing the fill must engage an occupational hygienist to test the soil and provide a soil hygiene report for provision to the VSBA Site Investigation Unit before the soil is deposited on the school site.

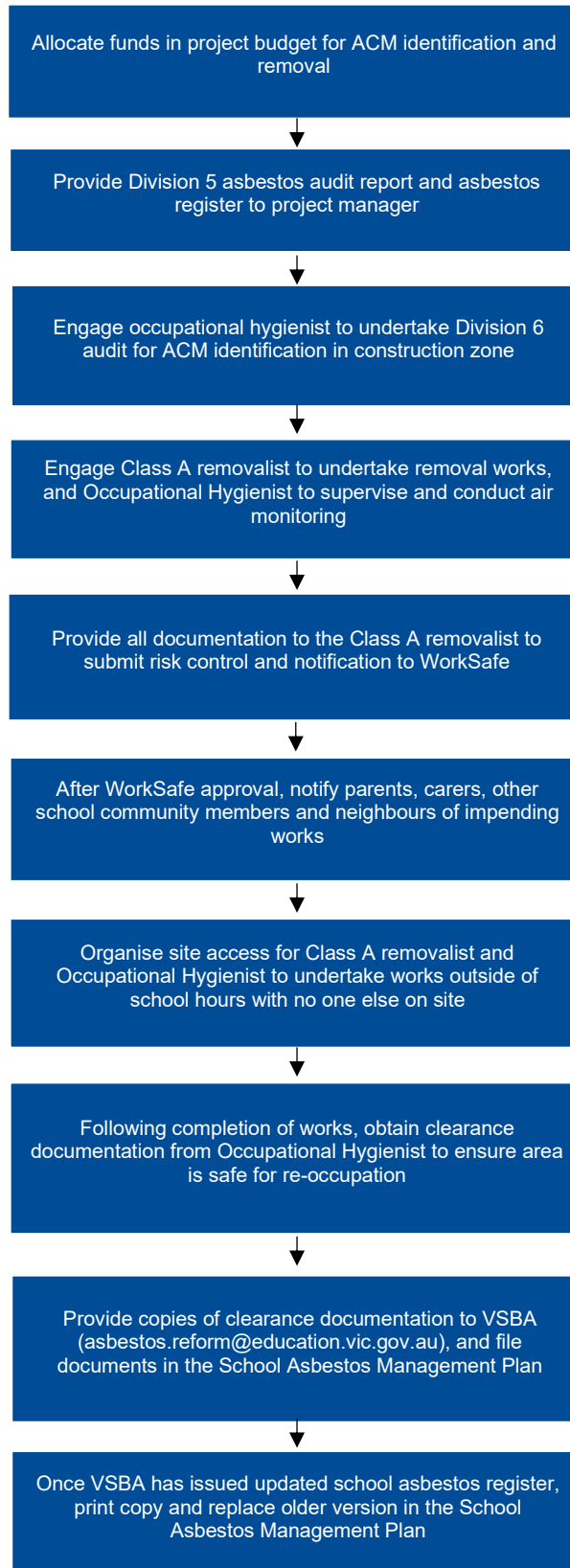
The VSBA will not approve acquisition of more than 10 cubic metres of soil, mulch or loose fill if the supplier is unable to provide a valid soil hygiene report for review that confirms the sampled material is free of asbestos.

CHECKLIST—MANAGEMENT OF ACMs

Once the school has followed all the guidance documented in the previous pages. The requirements 5 to 8 are achieved.

REQUIREMENT 5: ASBESTOS COORDINATOR	
*	The school has an appointed asbestos coordinator
*	The asbestos coordinator position is not vacant
REQUIREMENT 6: TRAINING	
*	The principal and asbestos coordinator have: <ul style="list-style-type: none">• completed the online Asbestos Management eLearning Module• attended one of the face-to-face Bricks and Mortar training sessions• attached their Bricks and Mortar attendance certificate to this SAMP
REQUIREMENT 7: ASBESTOS MAKE SAFE HOTLINE FOR SCHOOLS (24/7)	
*	The school isolates the area of an asbestos-related incident
*	The school reports any asbestos-related incidents to the Department’s 24-hour Asbestos Make Safe hotline on 1300 133 468
*	The school reports asbestos-related incidents on EduSafe Plus
*	The school implements all the Occupational Hygienist’s recommendations and keeps asbestos-related records following an incident
REQUIREMENT 8: ASBESTOS IN SOIL	
*	The school manages ACMs in soils
*	The school reports ACMs in soils to the Department’s 24-hour asbestos make safe hotline to seek support for short-term management
*	The school implements a Soil Management Plan for the long-term management of ACMs
*	The school does not accept contaminated landfill

REMOVAL PROCESS*



*The school is responsible for all activities in school-led projects. For Capital Works and Planned Maintenance Projects, a VSBA project manager will support the school with this process. 'Project Manager' refers to the person managing the project, whether this be a school staff member or VSBA staff.

9. Construction ZONES

9.1. Identify and Remove Asbestos

All schools must complete a Division 6 intrusive audit to confirm the presence or absence of asbestos prior to demolition and or construction. Division 5 audits/asbestos registers cannot be relied on for demolition or refurbishment works in schools. This is because there will be areas that were not accessed during the visual inspection. If there is doubt as to whether an area has asbestos, it should be assumed to be present.

It is not uncommon that asbestos is present in school buildings or soil within the construction zone of capital projects. The project manager must:

- identify ACMs that are likely to be disturbed by the proposed demolition or refurbishment works
- ensure that the ACMs are removed under controlled asbestos removal conditions
- provide copies of removal documentation to the principal.

To identify the ACMs in the construction zone, the school will liaise with the project manager and provide copies of the Division 5 audit report and asbestos register to the engaged asbestos removalist.

If ACMs have been identified in the construction zone through a Division 6 audit report, the project manager must ensure that all ACMs, regardless of their risk rating, are fully removed before:

- commencing any demolition works in order to minimise the risk of making ACMs friable and/or contaminating soil on the school site
- the reinstatement of buildings for refurbishment works in order to eliminate the ongoing risks of ACMs.

These requirements apply to all capital works projects on school sites including schools led works. For a list of occupational hygienists who can conduct Division 6 audits, see **APPENDIX A**.

9.2. Capital Works Project Budget

Asbestos removal must be included in the scope of a capital works project. It is a legal requirement to identify and remove ACMs that are likely to be disturbed by a proposed demolition or refurbishment. The related costs must be covered by the project budget, including for school-led projects. The Department does not provide additional 'top-up' funding for asbestos removal works in capital projects.

The project budget must fully cost all expected costs associated with conducting Division 6 audits.

10. Legal and Departmental Requirements

10.1. Notify the Department

All schools must arrange for asbestos removal works to be performed in accordance with 'Division 7- Removal of Asbestos' of the OHS Regulations 2017. It is critical that the contractors undertaking asbestos removal works will fully comply with the Regulations, particularly if they were engaged by the school. This SAMP outlines the key obligations that the school must fulfil prior to commencing any asbestos removal works. We also recommend referring to the [Compliance Code for Removing](#)

[Asbestos in Workplaces](#) which provides more comprehensive guidance to employers, workplace managers and removalists on how to fulfil their obligations.

The school must also consider the Departmental policies regarding asbestos removal including:

- limit access to school facilities when asbestos removal is being completed, including community members using school facilities outside of school hours
- asbestos removals are only to be undertaken out of school hours
- ensure letter drop communications to neighbouring properties are completed prior to removal works being undertaken
- engaging an Occupational Hygienist to identify ACMs in the construction zone
- engaging a Class A removalist to remove all ACMs in the construction zone
- engaging an Occupational Hygienist to supervise the removal works and provide clearance
- engaging builders to undertake reinstatement works
- the need to engage sensitively with the school community on the issue of asbestos management, as it can be a matter of concern to parents, carers, staff and the broader community.

To ensure the school understands and complies with all of the regulatory and Departmental requirements, the Department must be contacted prior to commencing any asbestos removal works at the school (asbestos.reform@education.vic.gov.au).

The Department will review the proposed works and provide practical advice, including a compliance checklist. Additionally, the Department will provide the school with an '[Asbestos Removal Completion Form](#)' which must be completed by an Occupational Hygienist and returned to the Department once works are completed.

10.2. A Class Asbestos Removalists

All schools must only engage Class A asbestos removalists to undertake asbestos removal works. Class A asbestos removalists are permitted to remove all types of friable and non-friable ACMs, as opposed to Class B asbestos removalists, who are only permitted to remove non-friable ACMs.

The Department requires the exclusive use of Class A removalists due to their ability remove all types of ACMs. This requirement guarantees that in the event of discovering friable asbestos in the course of removing non-friable asbestos, works do not need to stop to find a suitably qualified removalist. As a result, disruptions to learning environments are minimised. If works are subcontracted out, the head contractor must ensure that Class A removalists are engaged.

For a list of Occupational Hygienists and Class A removalists please see **APPENDIX A**.

10.3. Asbestos Removal 'Must' Occur Out of School Hours

All schools must only allow asbestos removal works to be conducted **out-of-school** hours. Any departures from this policy requirement must be approved by the Victorian School Building Authority (VSBA) and will only be granted where the highest level of safety to persons on-site can be assured.

This policy requirement is in place primarily to protect students and other community members against exposure to airborne asbestos fibres. Whilst risk controls will always be in place during asbestos removal works (for example, isolation), the dynamic nature of school environments means

that additional measures are considered appropriate to ensure the safety of students and the broader community.

The school must also take into account the use of school facilities by community groups. Since removal works must only be carried out during out-of-school hours, the school must ensure no one is on site, including external community groups. Asbestos removal works should be scheduled during school holidays or weekends depending on the volume being removed.

The Department recommends the use of the 'school newsletter' template provided at **APPENDIX B** when informing schools communities about the removal.

10.4. Air Monitoring and Clearance Results

All schools must ensure Occupational Hygienists undertake air monitoring during and after asbestos removal works. Air monitoring measures the number of airborne asbestos fibres in a particular area, and lets you know when an area is safe to be occupied.

The use of air monitoring during and after asbestos removal works provides an added level of assurance beyond the visual clearance required by the OHS Regulations 2017. Once asbestos removal works are completed the results of the air monitoring and visual clearance are communicated to the school to provide reassurance that the school/work site is safe to be reoccupied.

An example of an air monitoring report is provided in Figure 5. When the number of asbestos fibres in the air during this Sample period is below 0.01 fibres per millilitre of air an area is considered 'cleared' of airborne asbestos fibres.

Airborne Asbestos Monitoring Results

Job Location: Huntingdale Primary School, Grange Street, Oakleigh South VIC 3167						
Filter No.	Sample Location	Sample Period (start – finish)	Avg. Flow (mL/min)	Fibres / Fields	Fibres per mL of air	
LB1759	External, walkway, north of Store room 111 - on decontamination unit	07:47 – 15:35	1000	2.0 / 100	< 0.01	
LB107	Internal, Corridor 12, south of Store room 111 – on shelf	07:48 – 15:36	1000	0.0 / 100	< 0.01	
LB1803	Internal, Literacy Recourses 110, west of Store room 111 – on cabinet	07:49 – 15:37	1000	0.0 / 100	< 0.01	
LB1497	Internal, ICT centre, north-east corner – on cabinet	07:50 – 15:38	1000	1.0 / 100	< 0.01	
LB1760	Internal, Classroom (6) 13, west wall – on desk	08:11 – 15:39	1000	0.0 / 100	< 0.01	

Figure 5. Example of air monitoring report.

10.5. Update this SAMP

The Asbestos Coordinator must update this SAMP by appending all removal documentation for instance, air monitoring results and clearance certificates. Following the completion of asbestos removal works. In addition, the school must ensure that the supervising Occupational Hygienist completes the '[Asbestos Removal Completion Form](#)'.

10.6. Record Removals

The asbestos coordinator must keep all the relevant asbestos-related records, including Safe Work Method Statements, asbestos removal completion forms, air monitoring reports, clearance certificates and waste clearance certificates. The school must also send a copy of these documents to the Department (asbestos.reform@education.vic.gov.au). Following the removal of ACMs, the asbestos register will be updated to include the date of removal.

CHECKLIST—REMOVAL OF ACMs

Once the school has followed all the guidance documented in the previous pages. The requirements 9 to 10 are achieved.

REQUIREMENT 9: CONSTRUCTION ZONES

- * Project managers identify and remove ACMs before demolition or refurbishment works
- * The cost of identifying and removing ACMs is fully covered by the capital project budget

REQUIREMENT 10: LEGAL AND DEPARTMENTAL REQUIREMENTS

- * The school notifies the Department of any proposed asbestos removal
- * Removal works are only carried out by Class A removalists
- * Removal works are only conducted during out-of-school hours with no one on site
- * Air monitoring results are required for clearance and reoccupation of the school
- * The school updates the School Asbestos Management Plan following asbestos-removal works
- * The school keeps all removal documentation and provides a copy to the Department (asbestos.reform@education.vic.gov.au)

FAQs

i. The school undertook asbestos removal works. Can the Department organise a new Division 5?

No, Division 5 audits only need to be updated every five years. Only the school asbestos register needs to be updated to reflect the asbestos removal works.

ii. Do I need to create an asbestos label register?

Yes, schools are required to review the location and condition of all asbestos labels. However, a template for the asbestos label register is included in the school asbestos register, which is available on the School Facilities Profile Website.

iii. How can the school order new asbestos labels to replace the faded ones?

If labels need replacement, please contact the Department's 24-hour Asbestos Make Safe hotline on 1300 133 468.

iv. All identified asbestos has been removed from the school. Can the asbestos labels be removed?

No, as per the OHS Regulations 2017, the presence of ACMs must be assumed in inaccessible areas. Therefore, labels must remain in place.

v. Can the Department organise a Division 6 audit for the school?

No, schools are required to organise and fund Division 6 audits prior to undertaking any works. For Capital Works and Planned Maintenance projects led by the Department, the cost of the Division 6 audit will be included in that projects scope?

vi. Is the school required to pay for a Division 6 Audit for a project funded by the Department?

Yes, if the school received funding for a school-led project, the necessary funds to cover the cost of a Division 6 audit need to be covered by the school prior to undertaking any works.

vii. Do I need to organise a Division 6 Audit for minor works (such as hanging a picture frame in a classroom)?

If there is asbestos present in the location where the works will be occurring, or any uncertainty as to whether asbestos is present, then yes, a Division 6 audit needs to be organised. This applies to works that may include demolition, refurbishment, installation of new equipment, hanging displays, painting, soil works, excavation works and so on.

viii. A new asbestos coordinator needs to be appointed. Can the Department organise asbestos training for the nominated asbestos coordinator?

No, all the face-to-face Asbestos Management Information and Training Sessions are provided as part of the Bricks and Mortar Training Program. All principals and nominated asbestos coordinators should refer to the Bricks and Mortar Training Schedule to make a booking at a suitable date and time for the upcoming training session.

ix. Can the Department organise asbestos removal at the school?

The Department only organises the removal of A3 risk-rated ACMs through the Planned Removal Program. The removal of medium-risk A3 rated, which was identified in the 2016 state-wide asbestos audit, will be scheduled around 2020. If schools wish to remove A3 risk-rated ACMs before 2020, they are required to cover the removal cost.

x. Can the Department fund soil remediation works for the school?

No, the Department's default approach for the long-term management of asbestos-contaminated soils is management in-situ (that is, the material is encapsulated in the soil and monitored over time).

GLOSSARY

Glossary	
ACM (Asbestos Containing Material)	Any manufactured material or object that, as part of its design, contains one or more of the fibrous forms of mineral silicates belonging to the serpentine or amphibole groups of rock-forming minerals, including actinolite, amosite (brown asbestos), anthophyllite, crocidolite (blue asbestos), chrysotile (white asbestos) or tremolite. Examples of ACMs include: asbestos-containing cement sheets, cement pipes, vinyl tiles, sprayed insulation, telecommunications pits, pipe lagging, millboard and gaskets.
Asbestos Coordinator	A person who is responsible for the safe management of ACMs within the workplace who, by default, is the school principal. It can also be a suitable person delegated by the school principal. The asbestos coordinator is the main contact for asbestos-related issues in the school.
Asbestos Register	The asbestos register contains current information about the existence and location of any known or presumed ACMs on the school site, based on an initial Division 5 audit report (that is, a visual assessment to identify the location and condition of ACMs) and subsequent quarterly visual inspections to update the register.
<u>Asbestos Removal Completion Form</u>	A form completed by an Occupational Hygienist at the conclusion of asbestos-removal works to verify that the atmospheric monitoring results and clearance certificates meet the required safety standards to allow the area to be re-occupied. The asbestos coordinator must counter-sign to verify that they have been provided with the relevant documents.
Capital Works Program	<p>Schools receive Capital Works funding through the annual State Budget process to upgrade their facilities. To ensure that the Capital Works Program meets the needs of school communities, the Department works in close collaboration with schools during the delivery of Capital Works projects.</p> <p>Due to the presence of ACMs in a significant proportion of government schools across Victoria, it is not uncommon to unexpectedly find ACMs during the delivery of Capital Works projects. When this occurs, the Department is required to review the original scope of works to ensure that the necessary project funds are allocated towards the removal of ACMs. Additional funding for asbestos-removal works cannot be allocated to existing Capital Works projects.</p>
Contractor	A contractor includes any service providers/individuals who are not direct employees of the Department and are providing services/works in relation to maintenance and repair work. This includes contractor employees, sub-contractors and sub-contractor's employees.
Cushman and Wakefield	The previous program superintendent of the VSBA's Planned Removal Program and Incident Response Program. This

Glossary	
	organisation was engaged to support the Department in managing asbestos-related issues. Savills commenced as the program superintendent in April 2019 (the 1300 number remained the same).
Division 5 Asbestos Audit	A visual inspection conducted by an Occupational Hygienist at least every five years to identify the existence, location and condition of any known or presumed ACMs on the school site. Results of the audit are reported in a Division 5 audit report.
Division 6 Hazardous Building Materials Audit	Mandated sampling required of suspected ACMs (where there is uncertainty) to verify the existence of asbestos prior to work commencing in an affected area of the school. Results of this SAMPling are documented in a Division 6 Asbestos Audit Report.
EduSafe Plus	The Departmental online hazard and incident reporting and management system. Employees can log on using their employee number and password.
Employee	A person employed under a contract of employment or contract of training
Friable Asbestos	ACM that can be crumbled or pulverised by hand pressure to a powder when dry.
Hazardous Building Materials	Asbestos (friable and non-friable) Polychlorinated Biphenyls (PCB) Synthetic Mineral Fibres (SMFs) Lead-Based Paint Copper Chrome Arsenate (CCA)-Treated Timber
HSR	Health and Safety Representative
IRIS (Immediate Response Information System)	The Department emergency response reporting system.
Non-Friable Asbestos	Bonded ACM that cannot be crumbled by hand pressure alone.
OHSMS	Occupational Health and Safety Management System
Planned Maintenance Program	<p>The Department has implemented the Planned Maintenance Program to allocate funding to those individual school buildings in the poorest condition, based on the results of the 2012 Condition Audit of all Victorian government schools and the Rolling Facilities Evaluation. This funding is in addition to the school maintenance funding provided through the Student Resource Package (SRP).</p> <p>It is also not uncommon to unexpectedly find ACMs during the delivery of Planned Maintenance projects. When this occurs, the Department is required to review the original scope of works to ensure that the necessary project funds are allocated toward the removal of ACMs. Additional funding for asbestos-removal works cannot be allocated to existing Planned Maintenance projects.</p>

Glossary	
SWMS (Safe Work Method Statement)	A document which describes the high risk work being performed, the health and safety risks associated with the work and the risk control measures that will be applied to ensure the work is carried out in a safe manner. A Job Safety Analysis (JSA) or equivalent may be used instead of a SWMS if it contains the same information. It should be reviewed by the Principal or Asbestos Coordinator prior to the commencement of work.
School Asbestos Management Plan	A school asbestos management plan is a documented outline of how asbestos in each school will be managed.
Savills	The program superintendent that will replace Cushman and Wakefield for the VSBA's Planned Removal Program and Incident Response Program. This organisation is engaged to support the Department in managing asbestos-related issues.
SRP	Student Resource Package
Volunteer	A person approved by the Workplace Manager, who without payment or reward, voluntarily engages in schoolwork. Volunteers may be community members who assist in working bees, reading to students, serving at the canteen or assisting in school events such as swimming or athletics carnivals and fetes
VSBA	Victorian School Building Authority

APPENDIX A - LIST OF OCCUPATIONAL HYGIENISTS AND CLASS A ASBESTOS REMOVALISTS

Occupational Hygienists				
Hazcon 1800 429 266	Prensa 03 9508 0100	EH Solutions 1300 856 510	Identifibre 03 9563 2957	Coffey 03 9290 7000

A Class Asbestos Removalists			
Elite Building & Environmental Services Pty Ltd 03 9543 4322	Australia Wide Asbestos Removal Encapsulation Pty Ltd 03 9580 5326	Kennedy Australia 03 9393 9100	MGR 03 9580 9499
Chapman Gardner Pty Ltd 03 9728 8477	Ventia Utility Services Pty Ltd 1300 836 842	Clean and Gone Pty Ltd 03 9312 7725	Greenscape Environmental Solutions Pty Ltd 0437 630 607
McMahon Services 03 9351 7800	USI Pty Ltd 03 5275 3358	Zealmore (Aust) Pty Ltd 03 9399 9766	AAH Contracting Pty Ltd 03 9887 4342
Fibre Control Pty Ltd 03 9436 7351			

APPENDIX B - SCHOOL NEWSLETTER TEMPLATE

The Department of Education will soon be undertaking some proactive asbestos removal works at the **[INSERT SCHOOL NAME]** in the **[INSERT BUILDING NAME]**.

Asbestos-containing materials will be removed from the school grounds in strict accordance with the Victorian Occupational Health and Safety Regulations 2017 and environmental Regulations. We will be working closely with the Victorian School Building Authority (VSBA), the responsible body for asbestos removal and remediation works within the Department, to ensure disruption to students and staff is minimal.

Work will be undertaken by a licensed asbestos removalist engaged by the Department. As a further precaution, an Occupational Hygienist will monitor air quality during applicable removal works and must issue a clearance certificate before any person can re-occupy the area.

As a precaution, it is requested that parents and carers ensure that children are not on the school grounds between **[XX/XX/XXXX]** and **[XX/XX/XXXX]**. I appreciate your cooperation and patience during this process.

If you would like further information, you may contact me on **[XXXX XXXX]** or by email: **[EMAIL ADDRESS]**.

APPENDIX C - FURTHER ASSISTANCE

RELATED DOCUMENTATION

- [Asbestos Label Register](#)
- [Asbestos Register](#)
- [Asbestos Removal Completion Form](#)
- [Contractor OHS Induction Checklist](#)
- [Soil, Mulch and Loose Fill Policy](#)
- [OHS Activities Calendar](#)
- [OHS Induction Checklist-Schools](#)
- [OHS Training Planner/Register](#)
- [Safe Work Method Statement](#)
- [Volunteer OHS Induction Checklist](#)

This SAMP Template was jointly developed and approved by the Department's Victorian School Building Authority (VSBA) and the Employee Safety, Wellbeing and Inclusion Division.

Further information, advice or assistance on any matters related to asbestos management is available by contacting the VSBA Asbestos Reform Unit (asbestos.reform@education.vic.gov.au).

The Department's OHS Advisory Service is available for assistance with the implementation and ongoing management of the OHS Management System asbestos requirements.

The OHS Advisory Service can be contacted on:

ph. 1300 074 715

email: safety@education.vic.gov.au